

Engine

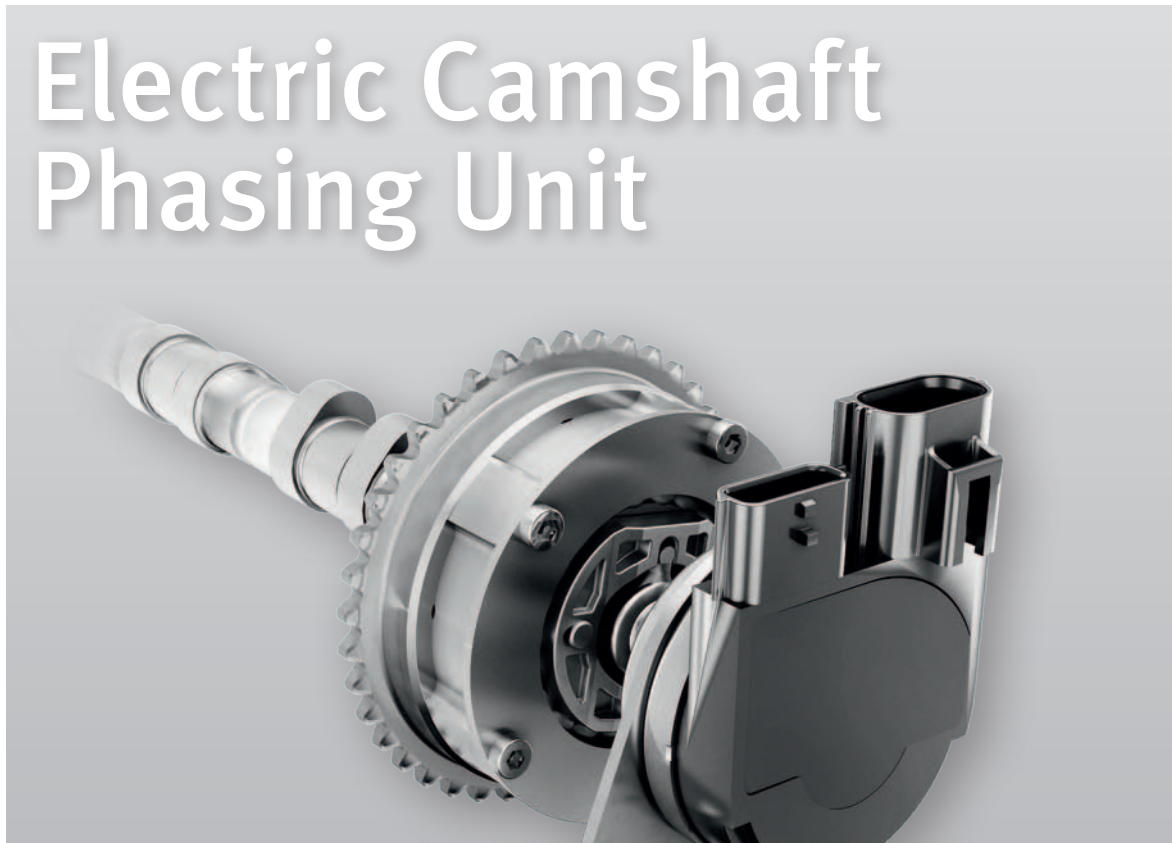
Chassis

Transmission


E-Mobility

SCHAEFFLER

Electric Camshaft Phasing Unit



Electric Camshaft Phasing Unit

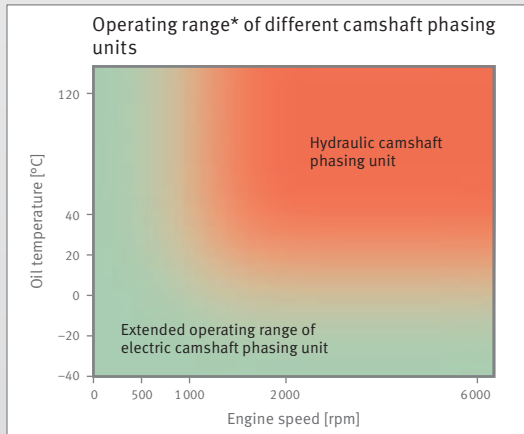


Description

- Compact phasing unit with low noise
- BLDC motor optimized for the application
- Control unit with software specifically for intelligent control and power management

Advantages

- High phasing speeds almost independent of engine speed and engine oil temperature
- Modular interchangeability allows a change between hydraulic and electric camshaft phasing units with no effect on the design envelope
- High phasing dynamics and precise positioning of target camshaft angle
- Supports various start-stop strategies for internal combustion engines
- Freely selectable start and stop angle
- Adjustable when engine is stationary
- Adjustable during cold starts (down to -30°C)
- Reduced oil losses and independent of the oil circuit in the internal combustion engine
- Improved emissions and reduced fuel consumption in the entire engine operating range



*) Independent of oil pressure and oil quality